

Medical System Business

We apply knowledge, vision and solutions to create an environment for healthcare that serves humanity.

Endoscopy

Endoscopic Video Imaging System



This endoscope system has three imaging enhancement features (narrow band imaging: NBI, Auto Fluorescence Imaging: AFI, Infra Red Imaging: IRI) that, by controlling the wavelength of light, allow for observations such as thickening of the mucous membrane, deep blood vessels, and capillaries on the surface of the mucous membrane, which are characteristic of lesions. It provides support for early detection of cancerous minute lesions and pre-operative diagnostics for endoscopic therapy and surgery.

EVIS LUCERA SPECTRUM

Gastrointestinal Videoscope

GIF TYPE XP260NS



Capsule Endoscopy



EC-1

Capsule endoscopes that are currently in use advance through the gastrointestinal tract through peristalsis and are used for the small intestine. In addition, magnetically guided capsule endoscope system for the stomach is currently in development, and future advances are anticipated.

*Actual capsule does not have a logo.

Broncho Videoscope



BF TYPE 260

Ultrasound Videoscope



GF TYPE UCT260

Ultrasound Observation Device



EU-ME1

Fiberscope

Cleaning, Disinfection, and Sterilization



OER-3
Endoscope
Cleaning and
Sterilization
System

Therapeutic Instruments

Medical Information Systems

Peripherals

Surgical

Endoscope Integrated Video System



VISERA Pro System

The VISERA Pro System is based around the “video system center” and a “high luminance light source”, and consists of three kinds of abdominal/chest cavity videoscopes and two kinds of camera head. It brings high-definition imaging to existing equipment by maintaining compatibility, and is very effective in increasing the efficiency of the operating room and the ability to observe endoscopic surgery.

Other Peripherals for Endoscopic Surgery



Disposable Trocar for Endoscopic Surgery Kii Access System



HiQ LS Curved ϕ 5mm Hand Instruments



QuadPort™ Disposable Multi-Instrument Access Port

Gastroenterological Surgery (Abdominal Videoscope)



EndoEYE LS

The EndoEYE LS reduces friction with the forceps through its straight line construction, while at the same time preserving a clear field of view through its CCD. It supports single-incision abdominal endoscopic surgery, which makes it easier on the patient.

Urology (Ureteropelvic Videoscope)



OLYMPUS URF TYPE V

Gastroenterological Surgery (Abdominal Videoscope)



OLYMPUS ENF TYPE VT2

Endotherapy Devices



Full view of Endotherapy devices



Biopsy Forceps

ElectroSurgical Knife



ElectroSurgical Snare


Chest Surgery

Orthopedic Surgery

Neurosurgery

Cardiac Surgery

Anesthesiology



Life Science & Industrial System

Helping open the door to the future by applying the latest technology in industry.

Life Science

Biological Microscopes System



BX3 Series

This range of models makes microscopy more accurate, efficient, and easy with features that include a power supply unit and superior ease-of-use via a touch panel as well as environmentally friendly functions such as a user-detection sensor and LED light source.

Inverted Microscopes



IX2 Series

Stereo Microscopes



SZX16/SZX10

Confocal Laser Scanning Microscopes



FV1000-D

Imaging System Equipment

Peripherals

Industrial Industrial Microscopes

Metallurgical Microscopes



BXIS

The excellent optical performance and image processing technology of these microscopes make them suitable for a range of different uses.

GX71/GX51
Inverted
Microscope




Semiconductor Inspection Microscope



MX61

Flat-Panel Display Inspection Microscope

Laser Microscope



LEXT OLS4000

Measuring Microscope

Optical Measurement Microscope



USPM-RU-W

Performs fast and precise spectrographic measurements of a wide range of wavelengths from visible light to the near infrared.

Peripherals

Non-Destructive Testing Equipment

Industrial Videoscopes



IPLEX LX

Industrial Fiberscopes

Industrial Rigid Borescopes

Peripherals

Ultrasonic Flaw Detectors



EPOCH 1000 Series

Eddy Current Flaw Detectors



Nortec 500 Series

Phased Array Flaw Detectors




OmniScan MX2

Featuring a large 10.4-inch LCD touch panel for improved visual display and ease-of-use, the OmniScan MX2 works like an echocardiography, allowing the user to search for flaws by displaying an image of the interior of the object being scanned.

X-ray Fluorescence Analyzers



DELTA Series



Imaging System

Delivering new quality to the world of digital images and audio.

Digital Camera

Interchangeable Lens System, Digital Camera

These cameras provide all sorts of people with the ability to take photographs in which they can delight.

One model is the E Series which extracts every last bit of depictive power from its ZUIKO DIGITAL lens to faithfully satisfy even the rigorous requirements of professional photographers.

Another is the OLYMPUS PEN Series which was developed to use the Micro Four Thirds standard based on the well-known Olympus Pen camera from the era of film photography and which represents a revival of this brand in the form of a new-generation micro single-lens camera.



E-5



E-620



OLYMPUS PEN E-P3



OLYMPUS PEN Lite E-PL3 and
M.ZUIKO DIGITAL lens



OLYMPUS PEN mini E-PM1

Compact Digital Cameras

Models are available to capture any scene. These include the XZ-1 which has an i.ZUIKO DIGITAL lens and boasts the most perfect and clear images, the waterproof and dustproof Tough Series of cameras able to take photographs underwater at depths of up to 10m, the SZ Series laden with photography, video, and zoom features, the SP Series with an ultra-zoom capability in a compact body, and the stylish VR/VG Series which is designed for convenience.



TG-810



XZ-1

Digital Camera Accessories

Audio

Digital Voice Recorders (IC Recorders)

Olympus has the ideal recorder to suit any possible occasion. These range from easy-to-use entry-level models with simple operation up to multi-function models designed to suit different applications, with features such as USB ports, high-quality microphones and audible operating instructions. For those who value authentic sound quality, Olympus also has high-spec linear PCM recorders with an image recording capability. Olympus has the largest share of the market for IC recorders purchased from high-volume retailers in Japan (in 2010).



Linear PCM Recorder
LS-20M



Digital Voice Recorder
DM-4



Radio Server
PJ-10

Audio Accessories

Binoculars

Binoculars

In addition to Olympus brand models such as the small and lightweight Trip Light Series which place an emphasis on lens quality, the extensive product range includes models supplied in collaboration with Coleman and others. These extend from opera glasses and theatre binoculars up to models designed specifically for outdoor use.



Trip light 10 x 21 RCII

Optical Components

Lens Barrels for Digital Cameras

Optical Parts