

Preventive Inspection Sheet for Illumination Devices (Lamp Housings)

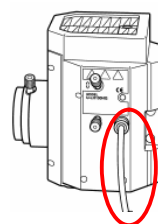
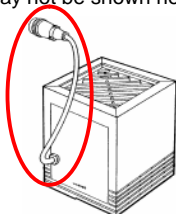
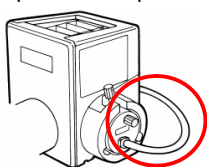
- Study the instruction manual as well before inspection.
 - We recommend performing “Preventive Inspections” periodically (every time you replace lamps and at least once every 6 months).
 - The table below identifies the check items to be observed. Put (X) if not applicable or (√) if applicable.
 - If there are any check marks (√) noted, **immediately stop use of the product** and seek service or replacement for the illumination device(s) for prevention.
 - If you detect an abnormality other than that listed below with your illumination device or other Olympus product, request inspection from your Olympus distributor
- If you have any questions, please contact your Olympus distributor.

Check items	Check results (Date)			
	/	/	/	/
1. More than 8 years have passed since original purchase or exceeds 20,000 hours of use.				
2. Lamp does not light sometimes even though the power is on. (Except discharge burners* ¹ .)				
3. Light flickers when you move a lamp cable* ² or illumination devices.				
4. Lamp cable* ² is unusually hot to the touch.				
5. Burning or smoke odor.				
6. Light still flickers after new lamp replacement. (Except discharge burners* ¹)				
7. Signs of deformation, backlash, or looseness, etc. when you assemble/disassemble the illumination device. (I.e. It is hard to open/ close the lid during lamp-replacement.)				
8. Connection terminals* ³ or a lamp installation terminal* ⁴ have become discolored or tarnished on the right or left side. (Except discharge burners* ¹)				
9. Illumination device/ housing has become deformed, cracked or tarnished in any way.				
10. Lamp cables* ² or wiring parts have become deformed, cracked or tarnished in any way.				
11. Frequent repairs to similar devices put into use at the same time as the unit being checked.				

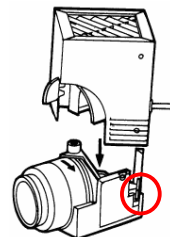

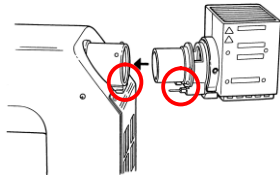
※ If the spaces are not enough for check, copy this sheet.

*1 Discharge burners : Mercury burner / xenon burner / metal halide burner

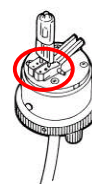
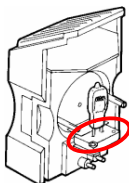
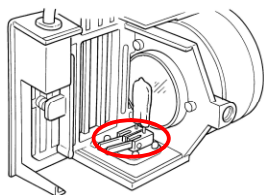
*2 Example of a lamp cable (Other models may not be shown here.)



*3 Example of connection terminals (Other models may not be shown here.)



*4 Example of a lamp installation terminal (Other models may not be shown here.)



OLYMPUS